



CORNWALL
KNOTWEED FORUM



JAPANESE KNOTWEED

GUIDANCE FOR
IDENTIFICATION
& CONTROL

**This leaflet will show you
how to identify & effectively
control Japanese knotweed.**



Why is it a problem?

- Causes damage to buildings & hard surfaces.
- Difficult to control & expensive if ignored.
- Smothers native plants.
- Spreads rapidly.
- Tiny fragments can form new plants.

Legal liability

- All parts of the plant are controlled waste and must be disposed of correctly.
- Causing it to spread into the wild is an **offence**.
- You could be taken to court if it spreads onto a neighbour's land.

How is it spread?

Flowers - Japanese knotweed can produce seeds, but it is extremely unlikely that they would germinate in the wild.

Stem - new plants can grow from the nodes of pieces of green stem, in soil or water. Machinery such as strimmers or flails will spread it in this way.

Crown - this part is able to survive drying or composting & will rapidly produce new canes when it comes into contact with soil or water.

Rhizome (underground stem) - pieces as small as 0.7 gramme (smaller than a one pence piece), can grow into a new plant. Breaking up the rhizome stimulates the production of small red buds which each grow into a new stem.



MARCH

APRIL

MAY

JUNE

JULY

AUGUST



Japanese knotweed through the seasons

red shoots

red stems
lighter shades

yellowish shoots

speckled stem

alternate leaves

arching stems

red shoots


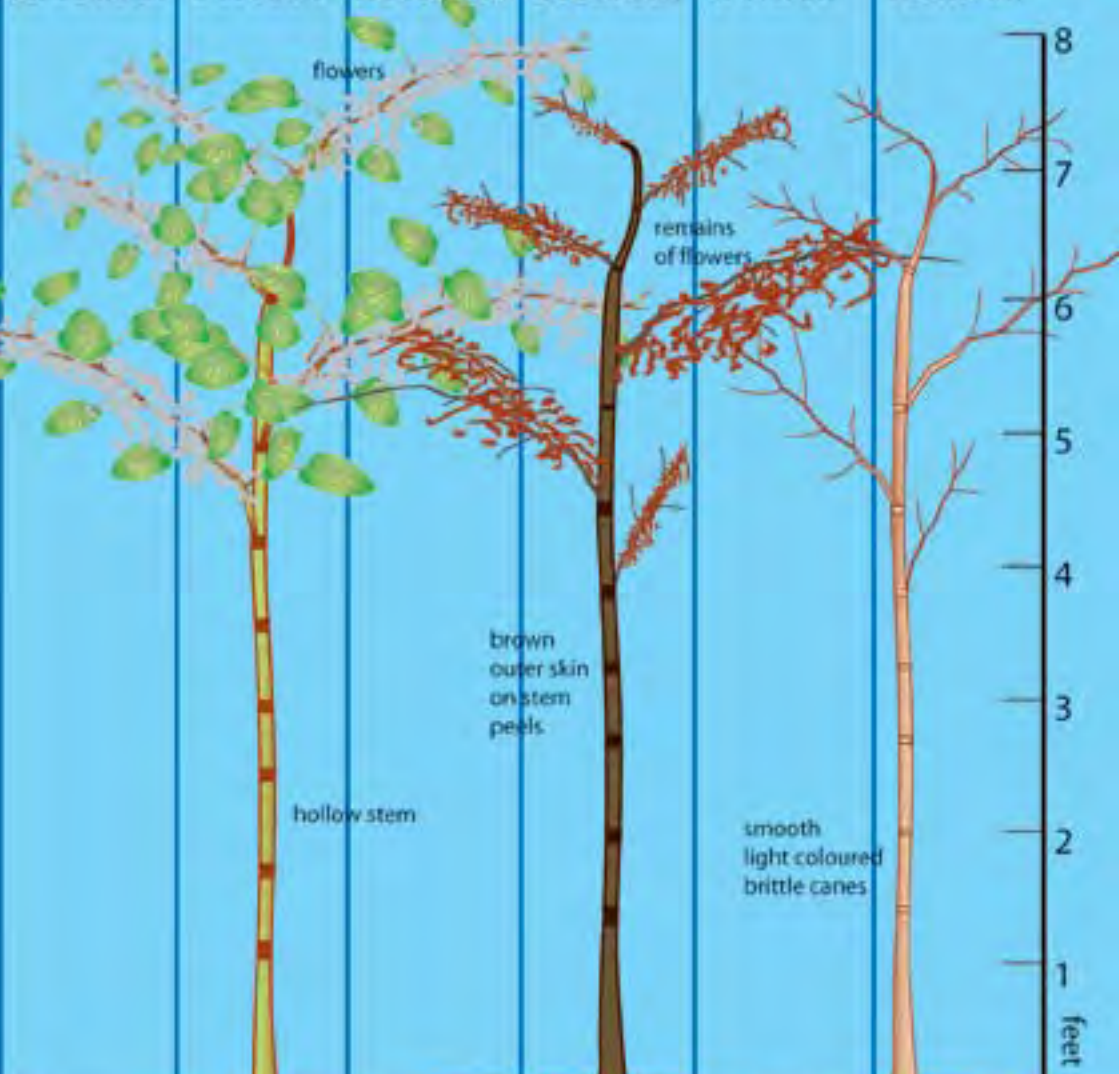
yellowish shoots

speckled stems

snapped



SEPTEMBER OCTOBER NOVEMBER DECEMBER JANUARY FEBRUARY



You've found Japanese Knotweed... What do you do next?

**START
HERE**

Is the Japanese knotweed (JK) with which you are concerned on your land?

YES

Is your property covered by any warranty, insurance or guarantee etc?

NO

Has the material been imported recently, e.g. in topsoil?

NO

Is all the JK on land you control?

NO

NO

YES

YES

YES

If you are concerned with JK which is not on your property or you wish to report a site, contact Cornwall or Devon County Council or visit their websites or inform your local Biological Records Centre (if outside Cornwall and Devon).

Ensure the guarantor takes immediate remedial action, however in the meantime take all necessary action to ensure the knotweed does not spread from your property. Monitor the situation following treatment.

Contact your supplier, Environment Agency and Consumer Direct (08454 040506). Contact the supplier immediately and ensure removal of all the contaminated topsoil. Small, un-established material can be removed with great care using a garden fork. All plants and roots must be dried and incinerated on site, if possible, and the site regularly monitored.



Is the majority of the JK on your land and spreading onto neighbouring land?

NO

Is the majority of JK on your neighbour's land and spreading onto your land?

NO

Is JK present on a number of properties with no clear sign as to where it originated?

YES

YES

YES

Taking the lead, agree a co-ordinated approach with your neighbour.

Does your neighbour realise the implications of the plant and agree to undertake joint treatment?

NO

Have you and your neighbours reached an understanding as to responsibility for control?

YES

YES

YES

NO

If no agreement can be reached you may wish to take legal advice and proceed with the recommended treatment on your own land.

Proceed with recommended treatment programme (remembering amateur herbicide use is limited to your own land).

SEE NEXT PAGE



Recommended treatment programme

Herbicide is currently the most effective available method in many circumstances.

Is it safe to use herbicide on the site and are you happy to use it?

YES

If JK is well established a programme of herbicide treatment over a minimum period of 3 years is the current recommended method of control. See 'Definitions' for amateur and professional herbicide products.

NO

Because physical control methods (e.g. digging, pulling) break up the plant they have the potential to cause further spread. Particular care should be taken when they are used.

DIG

All material, both above and below ground must be removed. This may mean excavating the infested area to a depth of up to 3 metres and to a radius of up to 7 metres out from the extremities of above ground growth and careful separation of rhizome from soil. This material may then be dried and burned on site (if permitted) or buried 5metres below ground within the site and covered with a suitable root barrier or removed to an appropriately licensed landfill site. The excavated site will need continuing monitoring. On development sites refer to Environment Agency Code of Practice for this and other techniques, eg barriers and bunds.

CUT

(Chiefly a method of control rather than eradication) Cut cleanly to avoid fragmentation. Mechanical cutters can scatter material which can regenerate. Cut every 2-3 weeks to reduce above and below ground mass. Dry and then burn cut stems on site (if permitted) or remove to appropriately licensed landfill site. If in mown grass keep cuttings from affected areas separate from uncontaminated material.

PULL

(Chiefly a method of control rather than eradication) Pull shoots when they reach a height of 300mm Dry and burn on site (if permitted).

GRAZE

(Chiefly a method of control rather than eradication) Grazing of shoots by horses, sheep and goats keeps the plant in check. Remove dead growth during dormant season and start grazing when shoots are less than 300mm high.



Is JK within close proximity of a watercourse and do you wish to use professional products? (See 'Definitions').

NO

Is JK on land with a nature conservation designation SSSI, SAC, SPA? (See 'Definitions').

NO

Is JK amongst plants of value or in a place which is difficult for overall spraying in autumn?

NO

Is JK in an area without trees, valued plants, in an area unlikely to be disturbed & not near a watercourse?

NO

YES

GRANTED

YES

GRANTED

YES

YES

Seek written permission from the Environment Agency.



Seek written permission from Natural England.



You may wish to consider stem injection
See: www.cornwall.knotweed.co.uk.



You may wish to consider a residual herbicide (see further information on treatment).



before treatment

Tregeseal, nr. St Just



after treatment

Thorough application of a Glyphosate based herbicide - paying particular attention to the underside of the leaves - in the early autumn just before natural die-back for a minimum of three consecutive years.

Further Information on treatment

The success of any control methodology is dependent on the care & thoroughness with which it is carried out, combined with continued monitoring & further follow up control if necessary.


Japanese knotweed is extremely persistent & is capable of regeneration from very small parts of the plant.

Rhizomes can remain viable for a number of years without producing shoots above ground.

Control without herbicides can be effective, but it usually takes more time & greater persistence. Breaking up the plant can also lead to further spread.

It is necessary to be realistic regarding resources available for control. If the area is larger than can be tackled in one process, areas with greatest potential for spread e.g. alongside roads, paths or rivers, or where it is spreading to neighbouring properties, should be the first priority. If you need professional assistance the Cornwall Knotweed Forum website includes a list of contractors who have attended training on this issue.

All treatments are carried out more easily if dead canes are cut & either left on the site, or disposed of appropriately, during the dormant season.



Definitions

Herbicides

Amateur products

A range of herbicides approved for use by the amateur on the user's property. As with all pesticides, the user must follow the directions for use & avoid contaminating water. If the user is concerned regarding use near water, contact should be made with the Environment Agency.

Professional products

A range of herbicides, often with different formulations from amateur products, is available for professional use. Purchase, storage & use of professional herbicide products require appropriate training & certification (through the National Proficiency Tests Council or, if born before 31st December 1964, capability of demonstrating competence through 'grandfathers rights'.) Use of professional products in or near water requires permission from the Environment Agency.

In or near water

Situations defined for such treatment include drainage channels, streams, rivers, ponds, lakes, reservoirs, canals and dry ditches. They also cover the control of vegetation growing on the banks or areas immediately adjacent to water bodies. If the vegetation being treated is within 1 metre of the watercourse or if there is danger of the herbicide making contact with any part of the watercourse, it is considered to be near water. If there is any doubt, contact the Environment Agency. General enquiry line: 08708 506506

The Environment Agency Code of Practice

The Code of Practice is aimed specifically at those treating Japanese knotweed on development sites. The code can be obtained from www.environment-agency.gov.uk or by phoning: 08708 506506.

SSSI

Site of Special Scientific Interest

SAC

Special Area of Conservation

SPA

Special Protection Area



On a domestic scale, if burning is not possible, the knotweed material should be put into a polythene sack, which is then put into a further sack & secured. This can then be taken to a Civic Amenity Site with the prior agreement of the site provider. The staff at the site must also be informed of the contents on arrival to ensure proper disposal is carried out.

Japanese knotweed must not be put in with 'green waste' for composting.



Glyphosate based products eg 'Roundup Ultra 3000' are most effective in late summer & autumn, 2,4D, is a selective product which may be suitable for use earlier in the season, particularly where Japanese knotweed is in grass. Other products may be effective at other times in the growing season. Read & closely follow the instructions on herbicide products.

Residual herbicides eg 'Picloram', are only available to people qualified in pesticide use.

If having considered the information above, you decide that professional assistance is necessary, a list of contractors who have attended a day course on Japanese knotweed, is available from the Cornwall Knotweed Forum's website on the contacts list on the back of this leaflet.




Under Section 14 of the Wildlife & Countryside Act (as amended), it is illegal to plant or otherwise cause the spread of Japanese knotweed into the wild.

What do I do if I see someone tipping Japanese knotweed waste?

Fly-tipping green waste on roadside verges, lay-bys & waste ground has been a major cause of introduction of knotweed into the wild, as well as that of many other non-native plants. This activity is illegal & highly damaging to the environment. If you witness someone fly-tipping waste, important points to note about the incident include the date, time & location, vehicle type & registration & additional notes on the individual involved. This information should then be provided to the Environment Agency on the 24 hour freephone hotline: 0800 807060.





We want to ensure that your needs are met.

If you would like this information on audio tape, in Braille, large print, any other format or interpreted in a language other than English, please contact:

The Corporate Equality & Diversity Team
Room 203, New County Hall,
Truro TR1 3AY
Tel: 01872 322339
Fax: 01872 323836
Email: equality@cornwall.gov.uk
www.cornwall.gov.uk

This leaflet was part funded by the Environment Agency



Cornwall Knotweed Forum

Cornwall Knotweed Forum was founded in 1997 & is established as an internationally recognised model for the coordinated control of non-native species. Advice on control methods is being developed continuously in the light of new research.

For further information check the website:

www.cornwallknotweed.org.uk

email: invasives@cornwall.gov.uk

telephone Cornwall County Council Information Centre:
01872 222000

or write to:

Cornwall County Council, Western Group Centre, Scorrier, Redruth,
TR16 5EH

Devon Knotweed Forum

The Devon Forum was formed in 2002. Its aims are to raise awareness of the problems caused by knotweed, share information and facilitate a coordinated approach to dealing with knotweed issues.

For further information check the website:

www.devon.gov.uk/knotweed

email: nature@devon.gov.uk

or write to:

Devon Knotweed Forum, c/o Environment, Economy & Culture
Directorate, Devon County Council, County Hall, Exeter, EX2 4QW

Both Fora are made up of a wide range of partners including local authorities, countryside & conservation groups, utility companies, landowners, developers and industry. They are interested in

receiving details of infestations of Japanese knotweed in their respective county. This can be done online or survey forms downloaded from their websites or via the contact details above. Additionally Devon records can be emailed direct to the Record Centre:
dbrc@devonwildlifetrust.org.

Other counties are beginning to develop strategies for Japanese knotweed control and enquiries relating to areas outside Cornwall and Devon should be addressed to the local council or Environment Agency (08708 506506).





Knotweed 'do's'

- Do act quickly.
- Do follow good practice for the control of knotweed.
- Do ensure that herbicides are used safely & effectively.
- Do ensure that knotweed is burned or otherwise dealt with, preferably within the curtilage of your property.
- Do co-operate with neighbours to co-ordinate your knotweed control programme.



Knotweed 'nots'

- Do not fly-tip Japanese knotweed, or any other garden waste.
- Do not contaminate green waste composting schemes with knotweed material.
- Do not accept topsoil unless you have first inspected it for knotweed rhizome.
- Do not delay. If you find you have knotweed growing on your land you should control it.